

ST-12

Open Pattern Side-Folding
Accordion Door




ST-12

Open pattern Side-Folding Accordion Door



Unsurpassed in strength and durability, Alumatec Pacific Products ST-12 is the best quality open pattern side-folding door in the industry. Manufactured using a double action hinge system and sleeved rods, this gate will hold up to the rigors of daily use and out perform any competitor in longevity. With its lightweight design our ST-12 model requires no headroom or floor track, assuring trouble-free installation and operation. Additionally, openings can be curved to meet any storefront layout with our 14 inch radiuses and custom radius options. An excellent choice for securing any type of storefront while providing maximum visibility for your merchandise.

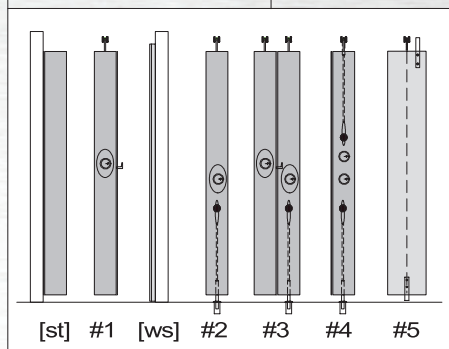


Standard Features:


- Accommodates openings up to 16' tall.
- 12" horizontal link spacing.
- 2" clear aperture openings between rods.
- 5/16" Zinc plated stem bolt (strongest in the industry).
- Adjustable roller bearings and stems for uneven surfaces and to help maintain clearances after installation.
- Radius Options of: 30 (14"), 45 (14"), 90 (14") or a custom continuous curve.

Design Specifications

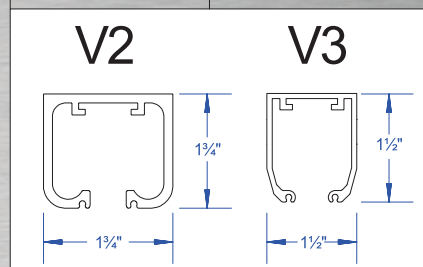
Post Section View:



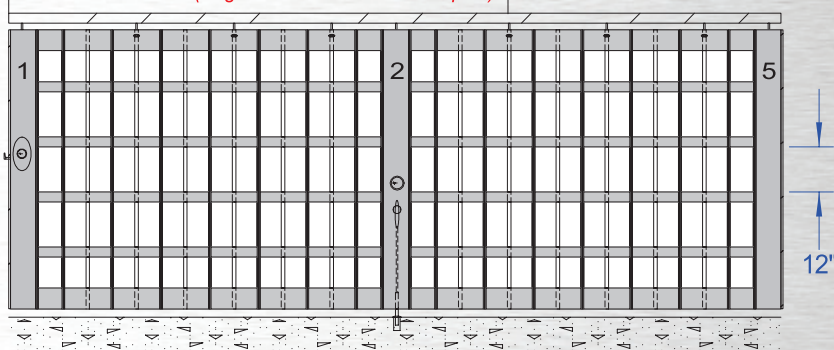
Post Plan View:



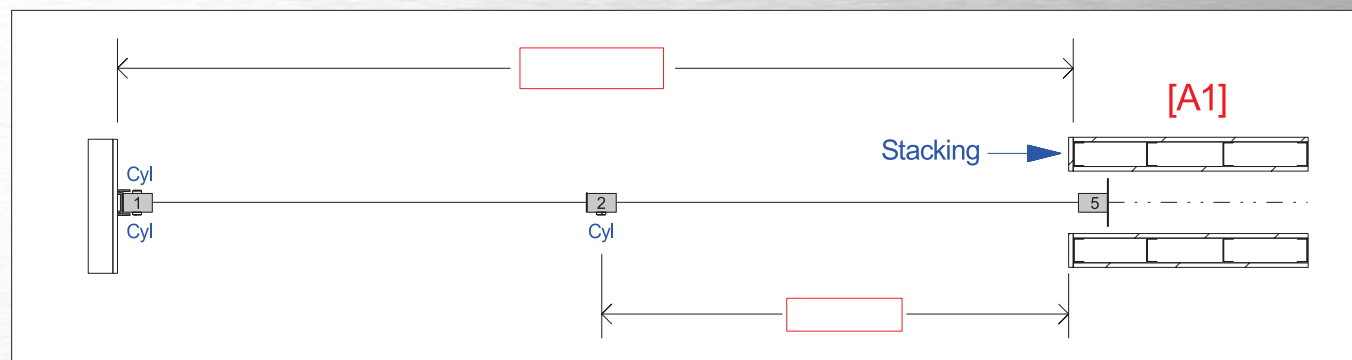
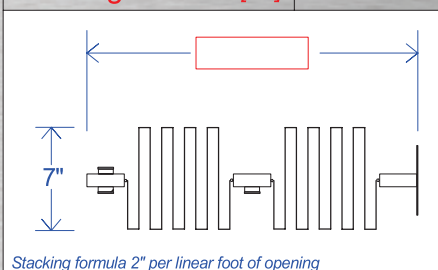
Track Profiles



Model: ST-12 (single slide with intermediate post)



Stacking see detail [A1]



Available Finishes

	Clear	Bronze	Black
Aluminum Curtain	✓	✓	✓

See our website for complete choice of Powder Coat color options

Alumatec Pacific Products Model: ST-12 (Open Pattern Side-Folding Accordion Door)

PART 1 GENERAL

1.1 SUMMARY

A. Aluminum side-folding accordion door manufactured by **Alumatec Pacific Products** is as shown on this submittal.
B. Design, construction and preparation of openings, including support header (see standard manufacturer drawing details), backing at leading edge wall to connect locking wall strike, and pocket by others. Finish or field painting is excluded (unless included in proposal or specification, job specific).

1.2 SYSTEM DESCRIPTION

A. Side-Folding doors are designed for standard cycle usage, and designed for manual push / pull operation.

1.3 WARRANTY

A. Limited (see warranty sheet) two years from date of shipment – warranty does not apply to finishes.

PART 2 PRODUCTS

2.01 MANUFACTURER

A. **Alumatec Pacific Products:** 1155 West 500 North, Centerville, UT 84014 – www.alumatecpp.com

B. **Sales Department:** 801-298-0181 ext. 1 or toll free 877-770-0181 ext. 1

2.02 MATERIALS

A. **Curtain** is assembled from custom designed, extruded, full height interlocking hinge system, using pure US billet aluminum. Standard finish to be commercial clear satin anodized. Extruded interlocking hinge system every 7" on horizontal centers. Each panel is fabricated to opening size less 1½" gap at top of curtain (between curtain and track), and 1½" gap between floor and bottom of curtain slat. Aluminum panels to be extruded at 1/8" thick by 2" tall by 5¼" wide, and spaced 12 inches apart. With 5/16" solid aluminum rod connecting center of panels, concealed by aluminum hollow sleeve. Clear opening aperture of 12" tall by 2¼" wide.

B. **Locking Mullion** is a rectangular shape extruded from 6063-alloy aluminum, and constructed with a locking system to prevent access by pulling out or pushing in on the curtain.

- ☐ [#1] Hook Lock – Standard locking mullion at leading edge of side-folding door (full height wall strike is included).
- ☐ [#2] Intermediate Drop Lock – Installed every 10 feet in width with keyed cylinder exterior (keyed cylinder or thumb turn cylinder can be added to interior if specified). Drop pin constructed of 7/16" cold drawn round with 3" throw capacity into stainless steel dust proof floor strike.
- ☐ [#3] Bi-Parting Lock – Locking mullions to consist of #1 hook lock and #2 drop lock with strike on intermediate post. Hook lock to engage into strike, while #2 drop lock to be locked into floor. This allows the door to be opened in a specific spot (in front of man door) or standard, in the center of the opening. Door to stack at each jamb.
- ☐ [#4] Top & Bottom Lock – Used when lead post terminates at glass, or any object that is not a flat surface where the wall strike cannot be mounted. Top pin and drop pin constructed of 7/16" cold drawn round with 3" throw capacity into stainless steel dust proof floor strike.
- ☐ [#5] Free Floating Tailing Edge – Floating tailing edge for pocket application. Free floating mullion to be set to float in pocket but not allow door to travel past front edge of pocket. V-Stop fabricated from ¾" steel angle set with anchors provided at pocket depth taking up all slack in curtain (curtain to be snug when in the locked position).
- ☐ [ST] Stationary Wall Mullion – To be permanently attached to wall when storage pocket is not used.

C. Top Track

- ☐ V3 (replacement for V1) 1½" wide by 1½" tall – standard (black roller / wheel bearings).
- ☐ V2 (used for all large openings or under drop ceiling applications) 1¼" x 1¼" (white roller / wheel bearings).

D. Radius Track

- ☐ 14" 90°R ☐ 14" 45°R ☐ 14" 30°R ☐ Custom continuous sweeping radius (consult radius dimension / help finder drawing detail).

E. Operation

Manual push / pull

F. Locking (is as indicated):

- a. ☐ CYLINDER LOCK standard interior & exterior on lead post. Keyed cylinder standard on one side (interior or exterior) on #2 Intermediate mullions, as indicated and shown on the submittal drawing.
 - i. ☐ Keyed Cylinder Exterior ☐ Thumb-Turn Cylinder Interior or ☐ Keyed Cylinder Interior
 - ☐ Standard Schlage Keyway Cylinder
 - ☐ Best Interchangeable Core Cylinder (Medeco, KeyMark, Falcon, etc.)

2.03 FINISHES

A. Aluminum curtain finish as indicated:

- ☐ Clear Anodized (standard) ☐ Black Anodized ☐ Bronze Anodized ☐ RAL # _____

PART 3 EXECUTIONS

3.01 INSTALLATION

A. Doors are to be installed in accordance with Alumatec Pacific Products installation instructions and by authorized, and certified professional Alumatec Pacific Products door dealer.



1155 West 500 North
Centerville, Utah 84014
Tel: 801.298.0181 Fax: 801.298.0905
Toll Free: 877.770.0181 ext 1

see us at
Sweets.com

sales@alumatecpp.com • info@alumatecpp.com • www.alumatecpp.com



12718 E Indiana Ave
Spokane, WA 99216
(509) 921-2280 • (509) 921-5099 Fax
www.continentaldoorco.com