



AT-9 Grille



AT-9 Grille



The most popular form of security closure by Alumatec Pacific Products is the AT-9; manufactured with tempered solid aluminum rods and stamped aluminum links. Primarily used in shopping malls this style of grille is excellent for any separation of retail spaces including drug stores, convenient stores, schools, hotels and airports. Each grille is custom made to meet exact size and specification requests.

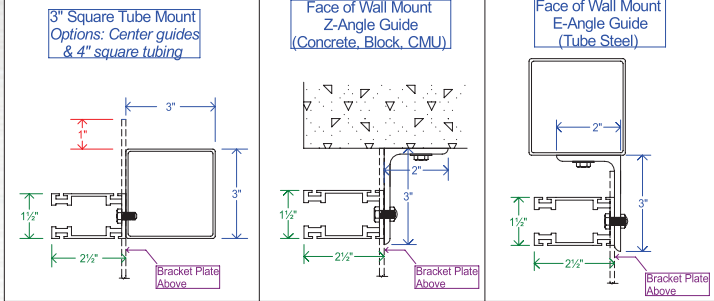


Standard Features:

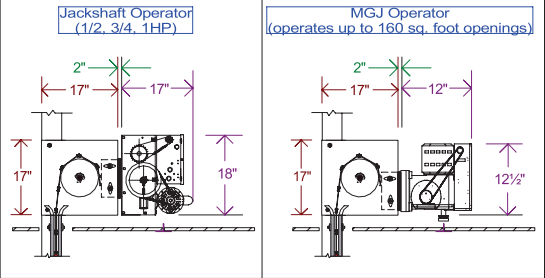
- Mill finished curtain.
- Clear anodized bottom bar with keyed cylinder lock exterior and thumb-turn cylinder interior.
- Clear anodized guides (pair) with mo-hair inserted to eliminate metal on metal contact.
- Barrel and spring assembly with minimum 20,000 cycle life spring.
- 17" inch square head plates with a high quality, pressed and sealed bearing.
- 3" x 3" x .120 (wall) x 20'- 0" tube steel (prepped for head plates and guide mounting).

Design Specifications

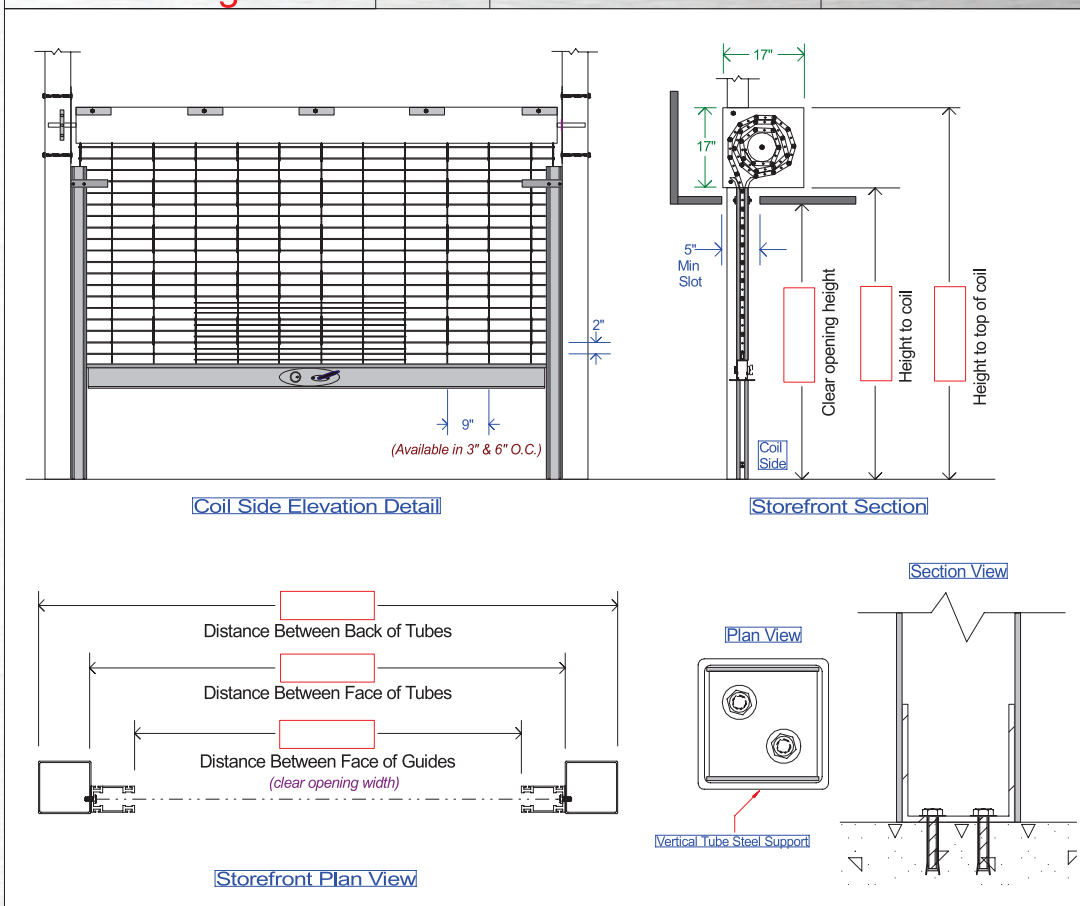
Tube & Guide Options



Motor Details



AT-9 Drawing Details



Available Finishes

	Mill	Clear	Bronze	Black	White	Red
Grille Curtain	✓	✓	✓	✓		
Bottom Bar & Guides		✓	✓	✓	✓	✓

See our website for complete choice of Powder Coat color options

Alumatec Pacific Products Model: AT-9 (Roll-Up Grille)

PART 1 GENERAL

1.1 SUMMARY

- A. Aluminum rolling grille manufactured by **Alumatec Pacific Products** is as shown on this submittal.
B. Design, construction and preparation of openings, access panels, field wiring, wire conduit, fuses, disconnect switches, finish or field painting are excluded (unless powder coat finish is provided).

1.2 SYSTEM DESCRIPTION

- A. Rolling grilles are designed for standard cycle usage, with 25,000 cycle life assembly.

1.3 WARRANTY

- A. Limited (see warranty sheet) two years from date of shipment – warranty does not apply to finishes.

PART 2 PRODUCTS

2.01 MANUFACTURER

- A. **Alumatec Pacific Products:** 1155 West 500 North, Centerville, UT 84014 – www.alumatecpp.com

- B. **Sales Department:** 801-298-0181 ext. 1 or toll free 877-770-0181 ext. 1

2.02 MATERIALS

- A. **Curtain** is assembled from horizontal rods to consist of extruded aluminum, 5/16" round 6063, spaced at 2" on center. Vertical link to consist of .083 stamped aluminum links double to single connected with heavy-duty eyelets, spaced at 9" on center.

- B. **Bottom Bar** is a rectangular shape extruded from 6063-alloy aluminum, attached to the bottom of the curtain with adaptor, and 3 5/8" wide cap to finish and flush with opening in soffit.

- C. **Barrel** is steel tubing or pipe, 6" minimum diameter, to contain counterbalance assembly and support the curtain with a maximum deflection of 0.03 per ft. of width. Counterbalance assembly consists of coil tempered helical torsion spring(s) mounted on a cold rolled steel shaft, rotating through a sealed bearing. Welding is not to be used to attach plug to barrel at spring end. Spring tensions adjustable by a tension wheel outside of bracket.

- D. **Brackets** are steel plates, 3/16" minimum thickness, bolted to support steel, to support barrel. Bracket on operator side is fitted with a flange or sealed roller bearing.

- E. **Guides** are rectangular shapes extruded from 6063-alloy aluminum, formed to retain curtain and fitted with wool pile strips. Guides are attached to jambs with 1/4" minimum bolts spaced not more than 24" on center. Removable and adjustable curtain stops are provided on guides at pre-determined stop height.

- F. **Operation** is as indicated:

- PUSH-UP – Lifting up/pulling down door with pull down hook.
 CHAIN – Endless hand chain on a chain sprocket operating reduction gears.
 AWNING CRANK- Removable handles operating a bracket-mounted gearbox or reduction gears.
 MOTOR – Push button, key, or remote activation of an electric operated, as shown on this submittal.

- G. **Locking** is as indicated:

- a. CYLINDER LOCK on the bottom bar (double throw-bolt activated by center thumb turn or key, operable from inside, outside, or both sides of door, as indicated and shown on this submittal).
i. Keyed Cylinder Exterior Thumb-Turn Cylinder Interior or Keyed Cylinder Inside
 Standard Schlage Keyway cylinder
 Best interchangeable core cylinder (Medeco, KeyMark, Falcon, etc.)
 SELF-LOCKING (through the gear reduction of the motor operator)

2.03 FINISHES

- A. Aluminum curtain finish as indicated:

- Mill (standard) Clear Anodized Black Anodized Bronze Anodized

- B. Bottom bar, Bottom bar cap/flange plate, and guides finish as indicated:

- Clear Anodized Black Anodized Bronze Anodized # _____ RAL

- C. Exposed steel surfaces are painted with a rust-inhibiting gray or black primer on exterior applications.

PART 3 EXECUTIONS

3.01 INSTALLATION

- A. Doors are to be installed in accordance with Alumatec Pacific Products installation instructions and by authorized, and certified professional Alumatec Pacific Products door dealer.



1155 West 500 North
Centerville, Utah 84014
Tel: 801.298.0181 Fax: 801.298.0905
Toll Free: 877.770.0181 ext 1

see us at
Sweets.com

www.alumatecpp.com • info@alumatecpp.com • sales@alumatecpp.com