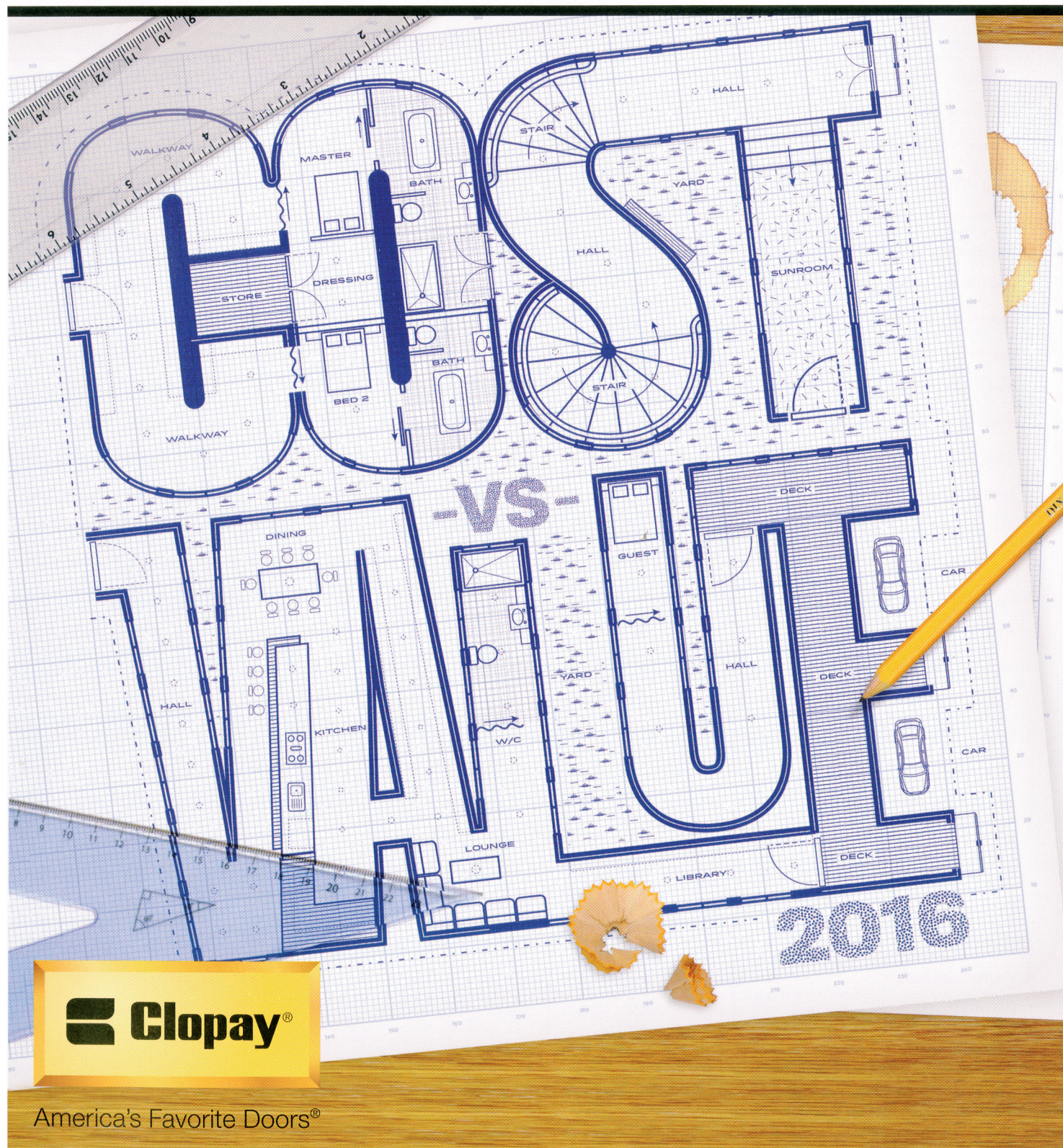


REPRINTED FROM DECEMBER 2015

remodeling

YOUR TOOLBOX FOR SUCCESS



Clopay®


America's Favorite Doors®

Project index

M = midrange project U = upscale project

Project index M = midrange project U = upscale project			National Averages			New England <small>(CT, MA, ME, NH, RI, VT)</small>			Middle Atlantic <small>(NJ, NY, PA)</small>			South Atlantic <small>(DE, DC, FL, GA, MD, NC, SC, VA, WV)</small>			
			Job Cost	Value at Sale	Cost Recouped	Job Cost	Value at Sale	Cost Recouped	Job Cost	Value at Sale	Cost Recouped	Job Cost	Value at Sale	Cost Recouped	
↓ PRICE RANGE	OVERALL RANK ↓														
< \$5,000	Fiberglass Attic Insulation	M	1	\$1,268	\$1,482	116.9%	\$1,292	\$1,858	143.8%	\$1,295	\$1,327	102.5%	\$1,241	\$1,624	130.9%
	Entry Door Replacement (steel)	M	4	1,335	1,217	91.1%	1,370	1,299	94.8%	1,366	1,193	87.3%	1,293	1,267	98.0%
	Garage Door Replacement	M	3	1,652	1,512	91.5%	1,737	1,592	91.7%	1,690	1,537	90.9%	1,561	1,517	97.2%
	Entry Door Replacement (fiberglass)	U	7	3,126	2,574	82.3%	3,167	2,555	80.7%	3,156	2,337	74.0%	3,076	2,532	82.3%
	Garage Door Replacement	U	5	3,140	2,830	90.1%	3,190	3,009	94.3%	3,160	2,730	86.4%	3,102	2,889	93.1%
\$5,000 to \$25,000	Manufactured Stone Veneer	M	2	7,519	6,988	92.9%	7,548	6,552	86.8%	7,605	7,191	94.6%	7,499	7,004	93.4%
	Grand Entrance (fiberglass)	U	16	7,971	5,545	69.6%	8,116	5,268	64.9%	8,098	5,119	63.2%	7,825	5,635	72.0%
	Deck Addition (wood)	M	10	10,471	7,850	75.0%	11,594	8,567	73.9%	10,686	7,595	71.1%	9,486	7,649	80.6%
	Siding Replacement (vinyl)	M	12	12,341	9,032	73.2%	13,060	9,930	76.0%	12,792	9,430	73.7%	11,515	8,937	77.6%
	Back-up Power Generator	M	24	12,712	7,556	59.4%	13,195	7,296	55.3%	13,100	7,000	53.4%	12,123	7 784	64.2%
	Siding Replacement (engineered)	M	8	13,832	10,866	78.6%	14,574	12,101	83.0%	14,322	10,302	71.9%	12,933	10,867	84.0%
	Siding Replacement (fiber cement)	M	9	14,520	11,342	78.1%	15,337	12,055	78.6%	15,046	11,137	74.0%	13,573	10,966	80.8%
	Window Replacement (vinyl)	U	11	14,725	10,794	73.3%	15,073	11,683	77.5%	15,030	10,353	68.9%	14,283	10,614	74.3%
	Siding Replacement (foam-backed vinyl)	M	19	15,708	10,636	67.7%	16,512	11,767	71.3%	16,255	10,976	67.5%	14,803	10,048	67.9%
	Deck Addition (composite)	M	22	16,798	10,819	64.4%	17,613	12,045	68.4%	17,280	10,519	60.9%	15,915	11,018	69.2%
	Bathroom Remodel	M	20	17,908	11,769	65.7%	19,159	12,659	66.1%	18,841	10,952	58.1%	16,534	11,639	70.4%
	Window Replacement (wood)	U	13	18,087	13,050	72.1%	18,548	13,356	72.0%	18,399	11,600	63.0%	17,563	13,517	77.0%
	Minor Kitchen Remodel	M	6	20,122	16,716	83.1%	21,158	17,610	83.2%	20,842	15,560	74.7%	18,907	16,425	86.9%
	Roofing Replacement	M	14	20,142	14,446	71.7%	22,116	14,806	66.9%	20,822	13,890	66.7%	18,898	14,338	75.9%
\$25,000 to \$100,000	Deck Addition (composite)	U	26	37,943	21,877	57.7%	39,853	23,748	59.6%	39,283	21,015	53.5%	35,878	22,135	61.7%
	Bathroom Addition	M	30	42,233	23,727	56.2%	45,372	23,787	52.4%	44,721	23,584	52.7%	38,869	22,447	57.8%
	Bathroom Remodel	U	27	57,411	32,998	57.5%	59,606	33,453	56.1%	59,536	32,644	54.8%	54,975	33,132	60.3%
	Major Kitchen Remodel	M	21	59,999	38,938	64.9%	62,989	40,942	65.0%	61,399	38,122	62.1%	56,901	36,438	64.0%
	Basement Remodel	M	15	68,490	48,194	70.4%	73,649	44,612	60.6%	71,766	41,560	57.9%	62,777	46,170	73.5%
	Bathroom Addition	U	29	79,380	45,006	56.7%	83,524	39,906	47.8%	82,700	45,072	54.5%	75,037	44,545	59.4%
> \$100,000	Family Room	M	18	86,615	58,807	67.9%	92,954	63,517	68.3%	90,829	54,120	59.6%	80,054	54,622	68.2%
	Master Suite Addition	M	23	115,810	74,224	64.1%	123,342	78,802	63.9%	120,995	72,774	60.1%	108,030	71,556	66.2%
	Major Kitchen Remodel	U	24	119,909	73,707	61.5%	123,381	77 700	63.0%	122,150	71,893	58.9%	116,095	71,472	61.6%
	Two-Story Addition	M	17	171,056	118,555	69.3%	177,728	119,589	67.3%	176,827	113,890	64.4%	162,714	110,888	68.1%
	Master Suite Addition	U	28	245,474	140,448	57.2%	256,598	141,052	55.0%	254,939	136,763	53.6%	234,596	132,493	56.5%


East North Central (IN, IL, MI, OH, WI)			West North Central (IA, KS, MN, MO, NE, ND, SD)			East South Central (AL, KY, MS, TN)			West South Central (AR, LA, OK, TX)			Mountain (AZ, CO, ID, NM, MT, UT, NV, WY)			Pacific (AK, CA, HI, OR, WA)		
Job Cost	Value at Sale	Cost Recouped	Job Cost	Value at Sale	Cost Recouped	Job Cost	Value at Sale	Cost Recouped	Job Cost	Value at Sale	Cost Recouped	Job Cost	Value at Sale	Cost Recouped	Job Cost	Value at Sale	Cost Recouped
\$1,275	\$1,236	96.9%	\$1,267	\$982	77.5%	\$1,246	\$1,210	97.1%	\$1,227	\$1,505	122.7%	\$1,248	\$1,193	95.6%	\$1,320	\$1,882	142.6%
1,342	1,090	81.2%	1,348	918	68.1%	1,299	1,254	96.5%	1,274	1,164	91.4%	1,312	1,043	79.5%	1,420	1,470	103.5%
1,677	1,343	80.1%	1,683	1,050	62.4%	1,558	1,353	86.8%	1,532	1,544	100.8%	1,588	1,206	75.9%	1,852	2,007	108.4%
3,136	2,429	77.5%	3,138	2,193	69.9%	3,082	2,553	82.8%	3,062	2,351	76.8%	3,099	2,045	66.0%	3,226	3,607	111.8%
3,137	2,456	78.3%	3,120	2,433	78.0%	3,098	2,769	89.4%	3,086	2,617	84.8%	3,130	2,289	73.1%	3,230	3,715	115.0%
7,534	5,881	78.1%	7,529	6,063	80.5%	7,486	6,417	85.7%	7,404	7,374	99.6%	7,490	5,997	80.1%	7,566	8,942	118.2%
7,991	4,953	62.0%	7,985	4,879	61.1%	7,835	5,157	65.8%	7 792	5,365	68.9%	7,889	4,730	60.0%	8,241	7,475	90.7%
10,468	6,974	66.6%	10,313	6,401	62.1%	9,446	5,955	63.0%	9,204	6,789	73.8%	10,058	6,983	69.4%	12,935	11,499	88.9%
12,428	8,206	66.0%	12,624	7,050	55.8%	11,555	7,609	65.9%	11,273	8,414	74.6%	11,761	7,987	67.9%	14,172	11,631	82.1%
12,883	6,936	53.8%	12,855	5,167	40.2%	12,250	8,064	65.8%	12,082	7,831	64.8%	12,391	6,790	54.8%	13,712	9,304	67.9%
13,996	9,594	68.5%	14,120	9,026	63.9%	13,020	9,802	75.3%	12,642	9,946	78.7%	13,221	9,552	72.2%	15,786	14,460	91.6%
14,703	9,907	67.4%	14,812	9,609	64.9%	13,633	11,463	84.1%	13,247	9,713	73.3%	13,889	9,983	71.9%	16,566	15,594	94.1%
14,814	9,871	66.6%	14,821	9,130	61.6%	14,324	9,109	63.6%	14,178	9,913	69.9%	14,420	9,907	68.7%	15,627	14,377	92.0%
15,880	10,548	66.4%	15,934	8,992	56.4%	14,879	8,835	59.4%	14,592	10,025	68.7%	15,165	9,287	61.2%	17,518	13,497	77.0%
16,901	9,539	56.4%	16,932	9,182	54.2%	15,934	9,437	59.2%	15,705	9,280	59.1%	16,321	9,618	58.9%	18,677	14,357	76.9%
18,383	10,991	59.8%	18,250	9,871	54.1%	16,629	10,208	61.4%	16,206	11,215	69.2%	17,061	10,398	60.9%	20,401	15,539	76.2%
18,203	12,872	70.7%	18,216	10,691	58.7%	17,659	10,487	59.4%	17,435	12,543	71.9%	17 755	11,118	62.6%	19,120	17,153	89.7%
20,477	15,057	73.5%	20,368	14,768	72.5%	18,967	13,769	72.6%	18,660	15,264	81.8%	19,401	15,177	78.2%	22,493	23,187	103.1%
20,173	13,055	64.7%	20,925	10,831	51.8%	18,898	12,279	65.0%	18,508	13,210	71.4%	19,230	12,871	66.9%	22,436	20,378	90.8%
38,381	20,306	52.9%	38,441	18,858	49.1%	36,013	18,199	50.5%	35,445	19,500	55.0%	36,677	19,837	54.1%	41,934	28,429	67.8%
43,411	22,743	52.4%	43,060	19,137	44.4%	39,010	20,146	51.6%	38,151	21,799	57.1%	40,208	20,600	51.2%	48,085	33,424	69.5%
58,200	32,769	56.3%	57 766	26,956	46.7%	55,070	26,456	48.0%	54,487	31,229	57.3%	55,965	31,106	55.6%	61,556	40,936	66.5%
60,689	38,626	63.6%	60,729	34,490	56.8%	57,100	31,503	55.2%	56,329	37 708	66.9%	58,143	37,542	64.6%	66,299	49,611	74.8%
69,921	42,643	61.0%	69,886	42,324	60.6%	63,111	40,964	64.9%	61,714	47,436	76.9%	65,281	45,725	70.0%	79,484	71,082	89.4%
80,551	43,086	53.5%	80,389	38,266	47.6%	75,187	36,561	48.6%	74,071	45,707	61.7%	76,815	40,806	53.1%	87,142	58,686	67.3%
88,379	56,367	63.8%	88,053	49,139	55.8%	80,103	44,679	55.8%	78,339	54,607	69.7%	82,820	57,171	69.0%	99,205	83,102	83.8%
117,828	68,587	58.2%	117,333	63,409	54.0%	108,202	60,316	55.7%	106,277	68,355	64.3%	111,399	72,348	64.9%	130,404	98,164	75.3%
120,872	71,380	59.1%	120,903	66,390	54.9%	116,475	59,728	51.3%	114,957	72,823	63.3%	117,622	71,235	60.6%	127,491	90,055	70.6%
172,109	112,171	65.2%	171,908	106,775	62.1%	163,444	94,309	57 7%	161,028	109,470	68.0%	165,823	117,748	71.0%	188,464	162,202	86.1%
248,191	136,780	55.1%	247,074	125,663	50.9%	234,684	113,723	48.5%	231,518	134,097	57.9%	239,776	138,509	57.8%	264,345	182,659	69.1%




Visualize more styles at
imagine.clopay.com.



Reserve® Wood Collection
Semi-Custom Series



Coachman® Collection



Canyon Ridge®
Collection

imagineTM
your home reinvented.

Reinvent your home with a spectacular Clopay® garage door. Choose from a wide array of beautiful doors designed to complement your home perfectly. Create the stylish entrance you've always wanted with Clopay. Get a FREE design consultation by calling **800.225.6729**.

Made in the U.S.A. © 2015 Clopay Building Products Company, Inc., a Griffon company.



America's Favorite Garage Doors®

Uncover your home's true potential at imagine.clopay.com.